

English Summary: Student mobility in higher education 2007/08

This is an English summary of the Danish report "Mobility Statistics for Higher Education 2007/08". The report (.pdf) can be found here:

<http://cirusonline.dk/publikationer/2009/mobilitetsstatistik-07-08/Mobilitetsstatistik%2007%2008.pdf>

This summary gives an overview of international student mobility to and from Denmark, providing information on:

- **Exchange students:** Students studying abroad temporarily for a period of at least three months; and
- **Full-degree students:** Students enrolled in a full-degree programme in a country other than the country of original residence.

Based on data from the academic year 2007/08, the summary presents the number of Danish students who study abroad, where they go and what they study. The international student¹ population in Denmark is described in a similar way. By drawing on similar data from previous years, the summary also seeks to highlight general trends.

Higher education in Denmark can be divided into three sectors:

- two-year Academy Profession programmes (Short-cycle higher education)
- Professional Bachelor's programmes (medium-cycle higher education) usually lasting 3-4 years
- University programmes includes the academic bachelor's and master's programmes offered at university level (long-cycle higher education).

The sectors are referred to with the above names throughout the summary.

The data used in the original report have been collected from various public sources: The Danish Ministry of Education, The Ministry of Science, Technology and Innovation, The Danish Ministry

¹ An *international student* is defined as a student who has moved to Denmark for the purpose of studying. Students who hold foreign citizenship, but have resided in Denmark for more than a year prior to the beginning of his/her studies, are therefore not included in the term.

of Culture and Statistics Denmark. It should be noted that only exchange students, who study abroad for three months or more are included in the data. The numbers on exchange student presented in this summary therefore slightly underestimates actual exchange student mobility, as shorter stays, such as summer school programmes, are unaccounted for.

For further research, the data is accessible (in Danish) at:

<http://www.ciriusonline.dk/publikationer/2009/mobilitetsstatistik-07-08>

It should be noted, that Statistics Denmark regularly updates its data on international students in Denmark. The data in this year's report should therefore not be compared directly to the data included in the 2006/07 report. Data concerning previous years' student mobility should likewise be used as it is presented in this year's report.

Key trends

- The international student population in Denmark continues to grow, although the number of international full-degree students in Denmark from 2006/07 to 2007/08 declined marginally for the first time in many years. In 2007/08 there were 7,202 exchange students and 8,063 students studying for a full degree in Denmark. This constitutes a total rise of approximately 2% compared to 2006/07.
- The overall decrease in the number of international full-degree students in Denmark is mainly due to a decline in the number of international students coming to Denmark to take a full Bachelors or Masters Degree.
- The number of Danish full-degree students abroad continues to decrease. In 2007/08 3,149 Danish students were studying for a full degree in another country, which is a decline of 25 percent since 2002/03. In contrast, the number of Danish exchange students abroad is increasing steadily again following a few years of stagnation.
- Similar to previous years, 80% of foreign exchange students in Denmark came from another European country. When it comes to Danish students studying abroad as exchange students, European countries accounted for just over half (52%) of the outgoing Danish exchange student mobility.
- Students from Norway constitute the largest group of international full-degree students in Denmark, while students from China make up the second-largest group.

Table 1: Student mobility in Danish higher education 2007/08. Exchange, full-degree and total numbers

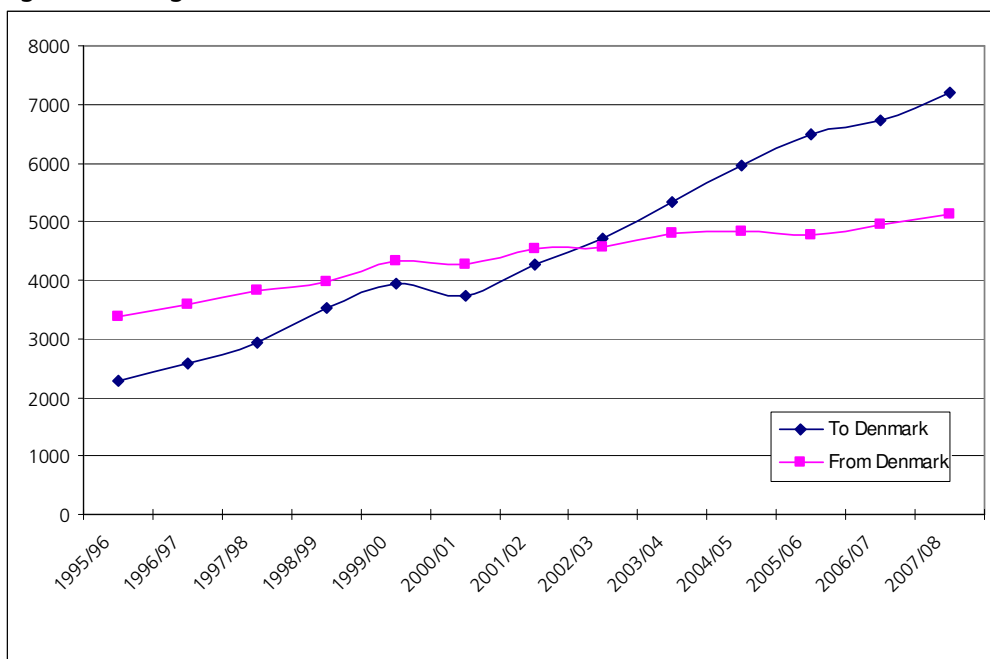
	Danish students abroad	International students in Denmark
Exchange	5,123	7,202
Full-degree	3,149	8,063
Total	8,272	15,265

2. Exchange students

Exchange students include Danish students studying abroad and foreign students studying in Denmark for a period of at least three months. Students undertaking a study or training programme supported by an international programme such as the EU Erasmus programme, students studying abroad as a part of a bilateral agreement between institutions in different countries and students abroad on self-arranged periods of study are all included in the exchange student group.

Fig. 1 shows the development in exchange student mobility 1995/96 - 2007/08. Since 2002/03, the number of foreign exchange students coming to Denmark has exceeded the number of Danish exchange students going abroad.

Fig. 1: Exchange students to and from Denmark 1995/96 - 2007/08.



A total of 5,123 Danish students undertook a period of study in another country in 2007/08, while Denmark was host to 7,202 exchange students from abroad. Both figures represent a rise in exchange student mobility. In both groups, students enrolled in university-level higher education constitute a significant majority.

Destinations and origin

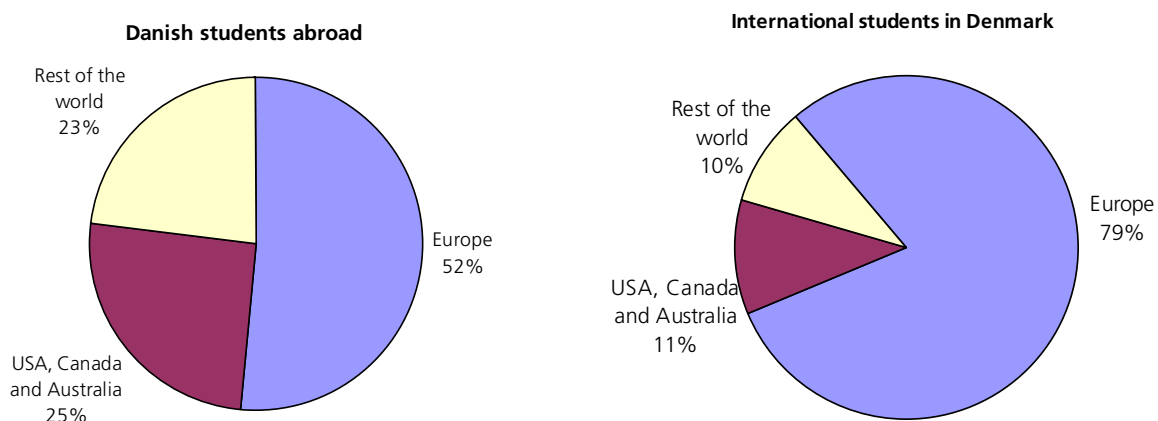
More than half (52%) of the Danish exchange students undertook their period of study in another European country. The large English-speaking destinations, USA, Canada and Australia together attracted 25% of the outgoing Danish exchange students.

Students enrolled in university-level education are the most likely to complete a stay of study outside Europe. In fact, the single destination attracting most Danish exchange students at the university level is the USA (508 in 2007/08). However, a tendency in recent years amongst Danish university students to prefer overseas English-speaking countries to European countries was reversed in 2007/08. While Australia, New Zealand and the USA experienced a decline in popularity, an increasing number of students chose to study in Germany, France, Spain and Great Britain.

Contrary to the trend amongst students enrolled in university-level programmes, students studying on Professional Bachelor's programmes were less likely to choose a European country as their destination in 2007/08 than they were the year before (down from 54% to 46% of outgo-

ing students). The share of outgoing students going to the USA, Canada and Australia rose from 17% to 21%. For students enrolled in Academy Profession degree programmes, Europe remained the most popular destination with a share of 62% of the students going abroad.

Fig. 2: Destinations of Danish exchange students abroad (left) and origin of international students in Denmark (right). By region 2007/08.



Close to 80% of the international exchange students studying in Denmark in 2007/08 were from other European countries. The figure reflects the fact that most ingoing student mobility to Denmark takes place within the framework of the EU Erasmus programme. In fact, approximately 73% of all international exchange students in Denmark are students participating in this programme, while this is only the case for approximately 38% of the Danish exchange students abroad.

Subjects

An examination of the subject areas studied by exchange students indicates that there is variation in the level of mobility between the different academic areas. Most of the Danish university students studying abroad in 2007/08, were enrolled in programmes within the social sciences or humanities. This, however, does to some extent reflect that these subject areas also are among the largest in terms of student population. Students of pedagogy constituted the largest group at Professional Bachelor's level, while marketing students made up the great majority among those enrolled in Academy Profession degree programmes.

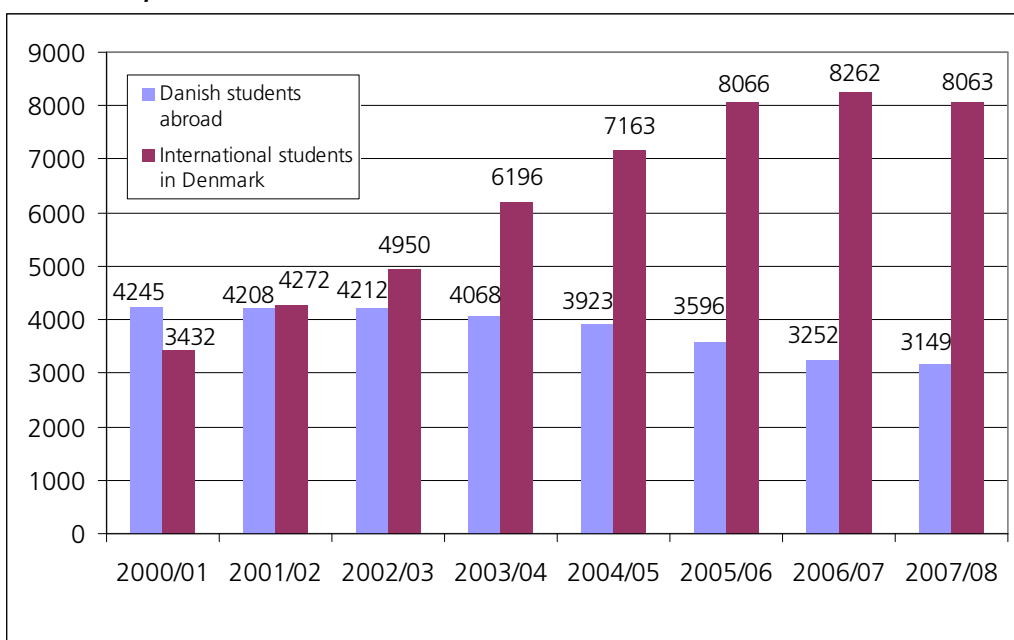
Similar to their Danish counterparts, international exchange students within the social sciences constituted the largest group at university level and marketing students likewise at the academies of professional higher education. Technology students, however, accounted for the highest number at the Professional Bachelor's programmes.

3. Full-degree students

This section presents mobility patterns of *Danish students enrolled in full-degree programmes abroad, and international students enrolled in full-degree programmes in Denmark.*

A total of 3,149 Danish students² were in 2007/08 in the process of completing a full degree abroad, while the number of international full-degree students studying in Denmark was 8,063. Both figures represent a decline in full-degree student mobility compared to 2006/07. Whereas the number of Danish students taking a full degree abroad has been decreasing continuously since 2002/03, the decrease in the number of international students studying for a full degree in Denmark represents a reversion of many years of uninterrupted growth.

Fig. 3: Full-degree student mobility. Danish students abroad and international students in Denmark, 2007/08.



The decrease in the number of international full-degree students is closely connected to a steep decline in the number of students from non-EU/EEA countries over the past two years, due to the introduction of tuition fees for such students in 2006/07. The figures for 2007/08, however, also show a decrease in the intake of students from EU/EEA countries.

² Please note that this figure includes only students receiving the State Educational Support (SU). This means that some students, such as those taking certain business degree (e.g. MBA) will be omitted, as will those that for other reasons have not applied for the State Educational Support.

Table 2: Intake of international full-degree students, 2005/06 – 2007/08

	2005/06	2006/07	2007/08
EU/EAA	1,761	1,866	1,675
Non-EU/EAA	1,336	804	753
Total	3,097	2,670	2,428

Destinations and origin

Of the 3,149 Danish students studying for a full degree abroad in 2007/08, around 80% did this in another European country – a share that has remained the same for the last few years. The UK was the most popular destination (1,355 students), with Sweden (379) and the USA (281) some way behind in second and third place. Australia (102) and Canada (43) are the other non-European destinations present on the top-ten list.

Most of the 8,063 international students studying for a full degree in Denmark in 2007/08 were studying at university level (4,906). Most of them were studying for master's degrees (3,258), although the number of international undergraduate students was also significant at 1,648.

There is great variation between the sectors when it comes to the countries of origin of international full-degree students. At universities, students from the other Nordic countries accounted for the highest numbers, particularly at the undergraduate level. At the post-graduate level, the number of Asian students was also considerable. Nordic students also make up the largest group – about half – of international students at the university colleges, while students from Asian countries accounted for about 50% of international full-degree students at the academies of professional higher education. Norway was the largest source country of international full degree students with 1,248 students, followed by China (991) and Sweden (883). While the Chinese full-degree students usually seek either an Academy Profession degree programme or a master's degree, the Scandinavian students are most likely to be studying at university colleges or at universities.

Table 3: International full-degree students in Denmark. By origin and sector 2007/08.

	Academy Profession	Professional bachelor's	University Bachelor's	University master's	PhD.	Total
Nordic countries	188	529	980	1,184	36	2,917
Rest of Europe	503	266	339	747	206	2,061
Asia And Oceania	701	167	148	751	130	1,897
USA and Canada	5	10	19	84	17	135
Latin America and the Caribbean	9	8	10	59	30	116
Africa	28	60	19	178	15	300
Stateless persons and others	59	167	133	255	23	637
Total	1493	1207	1648	3258	457	8063

Subjects

When it comes to subject areas, Danish students studying for a full degree abroad in 2007/08 were studying similar subject areas as the Danish exchange students abroad. The greatest number of students studied for a degree within the area of social science (1,378) or within the humanities (1,145).

Overall, international full-degree students in Denmark were mainly studying within the area of social science. At the Academy Profession degree programmes the natural sciences also attracted a large group of students, while most students at the Professional Bachelor's programmes studied technical subject areas.